

Y1


Y2

Home-learning pack



grammarsaurus.co.uk

Home-learning



Activity 1

Add the captions to the correct places on the map. Think carefully about what the different rides might be called.

Y1 Y2

Raring Racers

Merlin's Magic Show

Merry Go Round

Coconut Shy

Big Dipper

Pirate Ship



Activity 2

Design a fairground ride for the park. What will it be called? Who will want to ride on it? How will it work?

Y1

Y2

Draw a picture and then write some sentences describing how it works.

My design:

My explanation:

Activity 3

Answer these questions about the theme park.

Y1 Y2



True	False
<input type="checkbox"/>	<input type="checkbox"/>
<input type="checkbox"/>	<input type="checkbox"/>
<input type="checkbox"/>	<input type="checkbox"/>
<input type="checkbox"/>	<input type="checkbox"/>

The pirate ship is near a lake.

The entrance has blue and green flags on it.

There is a hot air balloon.


There is a zoo in the theme park.

Eye spy! Look carefully at the picture and see how many of the following items you can see.


flags




people



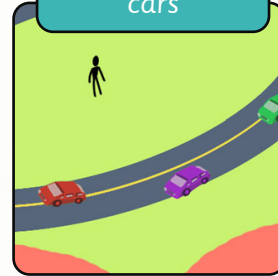
picnic benches



pointy trees



cars



information huts




Activity 4

Imagine that you have visited the theme park with your family. Write a postcard to your friend or relative telling them all about your day and what you got up to.

Y1

Y2

<hr/> <hr/> <hr/> <hr/> <hr/> <hr/> <hr/> <hr/> <hr/> <hr/> <hr/> <hr/> <hr/> <hr/> <hr/> <hr/> <hr/> <hr/> <hr/> <hr/> <hr/> <hr/> <hr/>	 <hr/> <hr/> <hr/> <hr/> <hr/> <hr/> <hr/> <hr/>
---	--